

はじめに Preface/Lời nói đầu

日本語能力試験N4を受験する学習者の皆さんへ

To everyone planning to take JLPT N4/Mến gửi các bạn học thi Kỳ thi Năng lực Tiếng Nhật N4

『JLPT日本語能力試験ベスト模試N4』は、皆さんが日本語能力試験N4に絶対に合格することを目標に作りました。

模擬試験は3回あります。その問題は、今までの能力試験で実際に出たものをよく見て、同じ形にしました。それぞれの質問は、一つ一つよく考えて選びました。そして、問題の解説は、答えだけでなく皆さんがたくさんのことを覚えられるように、必要な説明を書きました。この本で、今の自分の力、合格するために足りないこと、これから勉強することを見つけてください。解説は特に大切です。一つの問題をやった後、その問題に関係する他のことも勉強できます。この解説を読んで勉強すれば、どんな問題でも解く力がつきます。

この本を十分活用してください。そして日本語能力試験に合格して、皆さんの夢を実現させてください。

The Best Practice Tests for the Japanese-Language Proficiency Test (JLPT) N4 has been created with one overarching goal: To make sure that you pass level N4 of the JLPT.

This book presents three practice tests. The questions have been very closely modeled after those appearing in the actual JLPT, based on thorough analysis of past tests, and every single question has been rigorously selected. We have also provided commentary where needed to help you learn much more beyond the answers to the questions. Please use this book to identify your weak skill areas so that you can focus on improving them to the level needed to pass the real test. As you study, keep in mind that the commentary is very important, as it enables to you to take a moment after each question to boost your understanding of grammar and other matters related to that question. If you carefully go over the various explanations, you will gain the power to solve any question.

We hope that you will squeeze this book for every drop of knowledge you can get from it. Then, please use what you learned to pass the JLPT and make your dreams come true!

Cuốn sách “Bộ đề thi thử Kỳ thi Năng lực Tiếng Nhật N4 tốt nhất” này được xây dựng với mục tiêu là để mọi người chắc chắn đậu Kỳ thi Năng lực Tiếng Nhật N4.

Có 3 đề thi thử. Chúng tôi đã xem xét những nội dung từng được ra trong các kỳ thi năng lực thực tế từ trước đến nay, và soạn theo cùng một hình thức. Chúng tôi đã cân nhắc kỹ để lựa chọn từng câu hỏi một. Và ở phần giải thích câu hỏi, bên cạnh câu trả lời, chúng tôi đã viết những giải thích cần thiết để mọi người có thể ghi nhớ nhiều điều. Các bạn hãy dùng quyển sách này để tìm ra những gì mình còn thiếu ở năng lực hiện tại và những gì phải học sắp tới để thi đậu. Phần giải thích đặc biệt quan trọng. Sau khi làm xong một câu hỏi rồi, các bạn vẫn có thể học cả những phần khác có liên quan đến câu hỏi đó. Nếu đọc phần giải thích này để học thì các bạn sẽ có được năng lực giải bất kỳ câu hỏi nào.

Hãy sử dụng cuốn sách này thật hiệu quả. Và hãy thi đậu Kỳ thi Năng lực Tiếng Nhật để hiện thực hóa ước mơ của mình.

2020年5月 May 2020 インターカルト日本語学校 Intercultural Institute of Japan
筒井由美子 Yumiko Tsutsui
大村礼子 Reiko Ohmura
沼田宏 Hiroshi Numata

もくじ Contents/Mục lục

はじめに Preface/Lời nói đầu	3
本書の特長と使い方 Features and Usage of This Book/Đặc trưng và cách sử dụng quyển sách này ...	5

第1回 模擬試験 Practice Test 1/Bài thi thử lần 1

解答と解説 Answers and Comments/Đáp án và Giải thích	15
• 言語知識 (文字・語彙) Language Knowledge (Vocabulary)/Kiến thức Ngôn ngữ (Từ vựng) ...	16
• 言語知識 (文法)・読解 Language Knowledge (Grammar)・Reading/Kiến thức Ngôn ngữ (Ngữ pháp) - Đọc hiểu ...	22
• 聴解 Listening/Nghe	28
採点表 Scoresheet/Bảng tính điểm	44
解答一覧 Answers/Bảng đáp án	45

第2回 模擬試験 Practice Test 2/Bài thi thử lần 2

解答と解説 Answers and Comments/Đáp án và Giải thích	49
• 言語知識 (文字・語彙) Language Knowledge (Vocabulary)/Kiến thức Ngôn ngữ (Từ vựng) ...	50
• 言語知識 (文法)・読解 Language Knowledge (Grammar)・Reading/Kiến thức Ngôn ngữ (Ngữ pháp) - Đọc hiểu ...	56
• 聴解 Listening/Nghe	64
採点表 Scoresheet/Bảng tính điểm	80
解答一覧 Answers/Bảng đáp án	81

第3回 模擬試験 Practice Test 3/Bài thi thử lần 3

解答と解説 Answers and Comments/Đáp án và Giải thích	85
• 言語知識 (文字・語彙) Language Knowledge (Vocabulary)/Kiến thức Ngôn ngữ (Từ vựng) ...	86
• 言語知識 (文法)・読解 Language Knowledge (Grammar)・Reading/Kiến thức Ngôn ngữ (Ngữ pháp) - Đọc hiểu ...	92
• 聴解 Listening/Nghe	99
採点表 Scoresheet/Bảng tính điểm	114
解答一覧 Answers/Bảng đáp án	115

[別冊 模擬試験 Separate volume practice tests/Bài thi thử gỡ rời]

第1回 問題・解答用紙	Test / Answer Sheet 1/Đề thi / Giấy làm bài lần 1
第2回 問題・解答用紙	Test / Answer Sheet 2/Đề thi / Giấy làm bài lần 2
第3回 問題・解答用紙	Test / Answer Sheet 3/Đề thi / Giấy làm bài lần 3

本書の特長と使い方

模擬試験に挑戦!

◆模擬試験の目的は?

模擬試験を受ける → 自分の苦手なこと、自分の今の実力を知る → 本試験までの学習計画を立てて、自分ができないところを中心に勉強する → 本試験を受ける → 合格!

◆模擬試験を受ける時は?

練習ではなく、本試験の時と同じ気持ちで!

☞ 本試験と同じように、集中できる所です。

☞ 時間を計り、本試験と同じ時間内にする。

◆3回分をいつ使う?

日程例

第1回 本試験4~5か月前 ⇒ 第2回 本試験2か月前 ⇒ 第3回 本試験2~3週間前

☞ 一度に3回分全部をしない。

☞ 少し間を空けてする。点数の変化を見て成果をチェック。

◆どのくらい点をとればいい?

基準点と合格点: 「採点表」(p. 44, 80, 114) 参照

しかし 本試験では緊張する ⇒ 模擬試験より点が悪くなる

→ 基準点・合格点より10~20%高い点を取るようにならばいい!

「解説」の特長と科目別学習のヒント

本書の「解説」を活用して学習を広げてください。間違えた問題はもちろん、正しく答えられた問題も解説をよく読みましょう。解説を読むと、答え以外のことも勉強できます。

◆文字・語彙

道を曲がる時は注意してください。Be careful when making turns./Khi rẽ (quẹo) trên đường thì hãy chú ý.

☞ 注意する 【注】チュウ・そそぐ ☞ 注文(する) order/gọi món, đặt

❗ 「ちゅうい」: 「う」がある

【意】イ ☞ 意見 opinion/ý kiến 意味 meaning/ý nghĩa 用意(する) preparation/chuẩn bị

問題の文。漢字を使って書いてある。そのまま覚えよう。

☞ 辞は辞書形を表す。

漢字の読み方。この解説に出てくる漢字の読み方は、常用漢字表に載っている読み方すべてではない。

間違いやすい点を、❗で示してある。

漢字は一つの字ではなく「言葉」を覚えよう。

◆ 文法

問題1「文の文法1 (文法形式の判断)」

解説を見て、文の意味と例文を覚えよう。

問題2「文の文法2 (文の組み立て)」

文を組み立てる問題。助詞・名詞修飾・言葉のつながりに注意。

📖 文の組み立て方：名詞修飾の形を目に見えるように示してある。

問題3「文章の文法」

文章の意味がわかってから文法の問題に答えましょう。まず、書いている人が何を言いたいのか、考えてください。

📖 よく出題される文法項目

- ・「～ます・～ています」「～ておきます・～てみます・～てしまいます」
- ・「～(ら)れます」「～(さ)せます」「～てあげます・～てもらいます・～てくれます」
- ・接続の表現 「でも」「だから」「それから」など

◆ 読解

解説は、下のように分かれています。この解説を見て、読んで理解する力をつけてください。

🔍 答えに関係する文：本文のどこを読めば答えがわかるか

📖 文章理解のポイント：どのような読み方をすればいいか

読解問題には、次のようなタイプがあります。

「内容理解」

わからない言葉があっても気にしなくていいです。この文が何を言いたいかを理解することが大切です。

📖 教科書や身の回りの文章をたくさん読もう。

📖 自分の国の言葉で本を読むことが好きな人・一般的な知識がたくさんある人が有利！

「情報検索」

お知らせ・広告などから、必要な情報を速く見つける。

📖 慣れが必要 → 雑誌や新聞などの情報を見て慣れておこう。

「情報検索」は、読解の最後に必ずあります。

📖 書いてあることから必要なことを見つけよう。

📖 数字などに注意して、急がないで読もう。

📖 時間が足りなくならないように。時間に注意！

◆ 聴解

・スクリプトの太字 = 選択肢の中で、答えではない言葉

・スクリプトの下線 = 正しい答えがわかる言葉

解説は、下のように分かれています。この解説を見て、聞き取りの力をつけてください。

🎧 理解のポイント：どのような聞き方をすればいいか

💡 ヒントになる言葉：答えを見つけるために大事な言葉

📖 役立つ言葉：答えに関係してもしなくても、覚えておくといい言葉

聴解は、問題1～4がそれぞれタイプ別になっています。問題別の特徴や注意点は以下の通りです。

問題1「課題理解」

- イラスト、地図、文字などを見ながら聞いて、答えを選ぶ。
- 会話の前に質問を聞く。
 - 質問の内容をきちんと聞こう。
 - 誰かの話を聞いてその通りにする。「何」「どの」「いつ」「どこ」「だれ」「何人／何か月」などを聞く問題が多い。

問題2「ポイント理解」

- 短い言葉を見ながら話を聞いて、答えを選ぶ。
- 会話の前に質問を聞く。
 - 自分がしたことやこれからすること。「どうして」「どんな」「何」「いつ」などを聞く問題が多い。

問題3「発話表現」

- 絵を見てちょうどいい言い方を選ぶ。
 - 生活の中で普通に使う表現を覚えておこう。
 - 敬語を使った表現や友達同士の表現を知っておこう。

問題4「即時応答」

- 短い発話を聞く → 会話の相手が何と答えるかを選ぶ。
 - 聞き取る力＋語彙・文法・表現の知識が大切。
 - 生活の中で普通に使う表現を覚えておこう。

■ 模擬試験冊子について

- 巻末の模擬試験は第1回・第2回・第3回が別々の冊子になっていて、1回分ずつ個別に取り外すことができます。冊子の表紙と最終ページを持って、本の外側にそっと引っ張って外してください。
- 1回分の模擬試験冊子に、「言語知識（文字・語彙）」「言語知識（文法）・読解」と「聴解」がまとまっています。
- 「言語知識（文字・語彙）」「言語知識（文法）・読解」と「聴解」の解答用紙は模擬試験冊子の最後に付いています。模擬試験を始める前に、はさみで切り取って準備しておいてください。

■ 聴解問題の音声ダウンロードについて

- 右下のQRコードを読み取って、ジャパントイムズ出版の無料音声アプリ「OTO Navi」をスマートフォンやタブレットにインストールし、聴解問題の音声をダウンロードしてください。
- 聴解問題の音声は下記のURLからダウンロードすることもできます。
ダウンロードは無料です。

<https://bookclub.japantimes.co.jp/jp/book/b505858.html>



Features and Usage of This Book

Try your hand at practice tests!

◆ Why should I take practice tests?

Take practice tests → Identify the areas you need to work on, and see how your current strengths match up against the level needed to pass → Develop and follow a study plan that enables you to efficiently focus on strengthening your weak areas → Take the JLPT → **Succeed!**

◆ How should I approach the practice tests?

Instead of thinking of them as practice, treat them as if they were the real thing!

👉 Take the practice tests somewhere that allows you to concentrate like you would at a real test venue.

👉 Time yourself. Take no more time than what is allotted in the actual test.

◆ How should I schedule the three practice tests?

Here's one suggestion:

1st test 4–5 months before actual test ⇒ 2nd test 2 months before ⇒ 3rd test 2–3 weeks before

👉 Avoid taking all three in one swoop.

👉 Spacing the tests apart gives you a better idea of how much your study efforts are helping to boost your scores.

◆ How many points should I aim for?

Refer to the scoresheets on p. 44, 80, and 114 for the minimum acceptable scores and passing scores. However, since many examinees tend to score lower in the actual test than in practice tests due to stress and other factors, it's usually a good idea to play it safe by becoming able to achieve practice test scores 10–20% above the minimum acceptable/passing scores.

Commentary structure and tips for each area of study

Refer to the commentary provided in this book to get more out of your test preparations. Be sure to carefully read every explanatory note, even if you answered the question correctly. The commentary enables you to increase your understanding beyond just the answers to the questions.

◆ Vocabulary

道を曲がる時は注意してください。Be careful when making turns./Khi rẽ (quẹo) trên đường thì hãy chú ý.
辞 注意する 【注】チュウ・そそぐ 例 注文(する)
order/gọi món, đặt
! 「ちゅうい」: 「う」がある
【意】イ 例 意見 opinion/ý kiến 意味 meaning/ý nghĩa 用意(する) preparation/chuẩn bị

Test sentence. Kanji are used, so learn them in context.

辞 Dictionary form

Kanji readings. Please note that the reading of each kanji appearing in the commentary does not necessarily represent all the readings listed for that character in the Jōyō Kanji Hyō, a list standardizing the use of kanji in modern written Japanese.

Easily confused items are marked with !

Try to learn the kanji not as characters, but as parts of words.

◆ Grammar

Question 1: Sentential grammar 1 (Selecting grammar form)

Read the commentary to learn the meaning of the test sentence, and memorize the example sentences given.


Question 2: Sentential grammar 2 (Sentence composition)

Pay close attention to the use of particles, how nouns are modified, and the way that certain words are strung together.

 Sentence construction: Visualization of how noun modification is done.

Question 3: Text grammar


Answer grammar questions after figuring out the meaning of the passage. Start by thinking about what the writer is trying to communicate.


 Grammar items that often appears in these questions:

- ・「～ます・～ています」「～ておきます・～てみます・～てしまいます」
- ・「～(ら)れます」「～(さ)せます」「～てあげます・もらいます・くれます」
- ・ Conjunctive expressions 「でも」「だから」「それから」など

◆ Reading

The commentary is categorized as follows. Use this commentary as guide for strengthening your reading comprehension skills.


 Sentences associated with the answer: How to identify the parts of passages you need to read to find the answer


 Reading comprehension strategies: How to read and understand passages

The reading questions are divided into the following types.

Comprehension


The trick to solving these questions is figure out the message of the passage as a whole, rather than focusing too much on what each expression means.

 Try reading lots of material from textbooks and writings encountered in everyday life.


 People who like to read books in their native language and/or have a lot of general knowledge are at a bigger advantage!


Information retrieval


These questions challenge you to quickly pick out necessary information from notices, ads, etc.

 To handle these questions efficiently, you need to become accustomed to their format and material, so it's a good idea to make a habit out of reading announcements in magazines and the like.

The JLPT's Reading section always ends with an information retrieval question.

 Sift through the text to find the information needed.

 Don't rush through numbers and other such data. Read them carefully.


 Pace yourself so that you don't run out of time. Keep an eye on the clock!


◆ Listening


・ The parts of the script in **bold** are phrases/expressions associated with the wrong answer choices.

・ The underlined parts are associated with the correct answer.

The commentary is structured as follows. Use the commentary as a roadmap for enhancing your listening comprehension skills.

 Listening comprehension strategies: How to listen to and understand spoken material

 Words that serve as clues: Key words that lead you to the answer

 Handy expressions: Words that are handy to know, including ones not directly linked to the answer

Questions 1–4 each present a different type of question. Below are the characteristics of each type and pointers on how to tackle them.

Question 1: Task-based comprehension

- In these problems, you look at illustrations, maps, text, etc. while listening and then pick out the right answer.
- The question is played before the dialogue.
 - 👉 Be sure to understand what exactly the question is asking.
 - 👉 You need to choose the answer indicating the action that correctly follows what the speaker says. Many of these problems have questions that ask what, which, when, where, who, how many (people/months), or the like.

Question 2: Point comprehension

- For these problems, you look at short expressions as you listen, and then select the answer.
- The question is played before the dialogue.
 - 👉 The questions focus on something the speaker did or plans to do.

Question 3: Verbal expressions

- You look at illustrations and select the appropriate verbal expressions.
 - 👉 Familiarize yourself with natural verbal exchanges that commonly occur in daily life.
 - 👉 Learn both honorific speech and casual expressions used with friends.

Question 4: Quick response

- You listen to a short utterance and then select the appropriate response to it.
 - 👉 It takes strong listening skills and broad knowledge of vocabulary, grammar, and expressions to do well on these questions.
 - 👉 Familiarize yourself with natural verbal exchanges that commonly occur in daily life.

■ About the practice test booklets

- The three practice tests are each bound in separate booklets at the end of this book. The booklets are detachable. To remove a booklet, grasp its cover and last page and gently pull it from the book.
- Each booklet is divided into: Language Knowledge (Vocabulary) , Language Knowledge (Grammar) / Reading, and Listening.
- The answer sheets for each part are found at the end of the booklet. Before taking the practice test, prepare the answer sheets by cutting them out with scissors.

■ About the audio downloads

- Scan the QR code at the bottom right and install OTO Navi, The Japan Times Publishing's free sound navigation app, on your smartphone or tablet. Next, use the app to download the audio material for the listening comprehension sections of this book.
- The listening comprehension audio files can also be downloaded via the page linked below. The downloads are free.
<https://bookclub.japantimes.co.jp/en/book/b505863.html>

